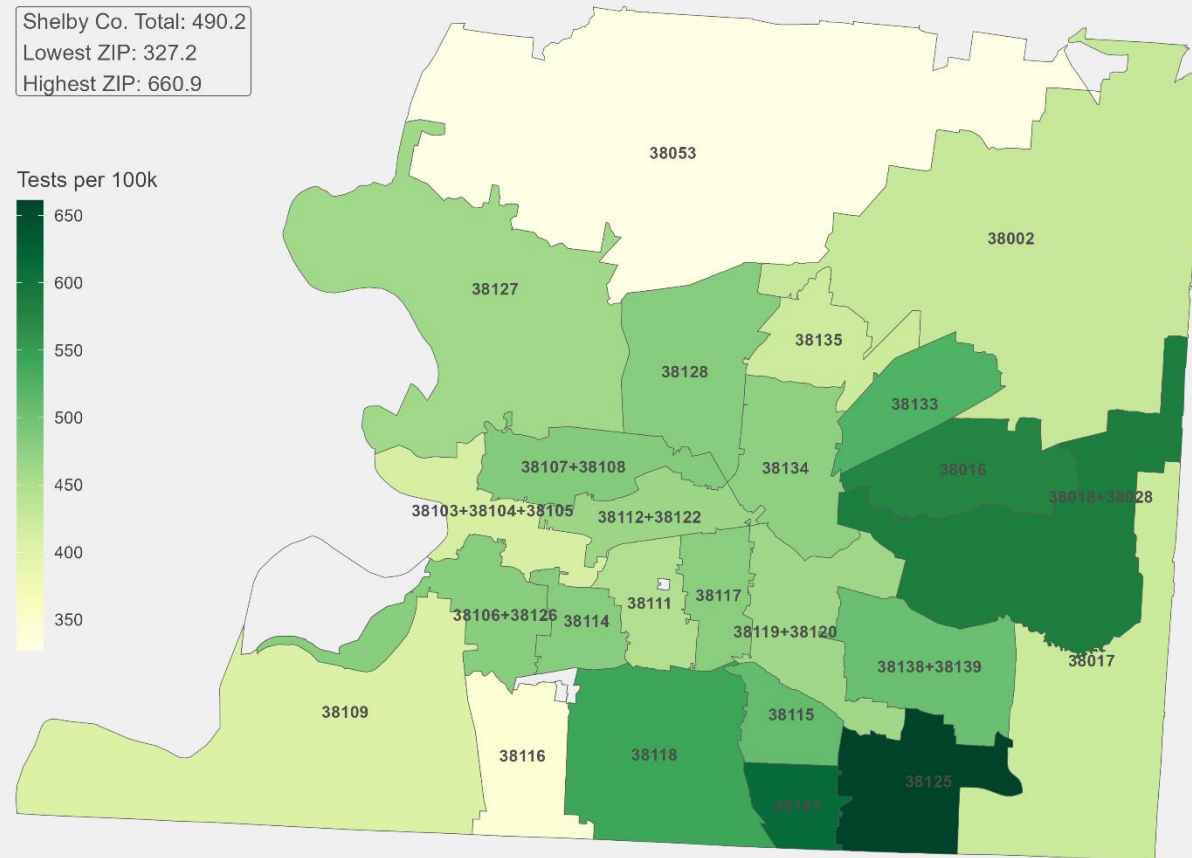


# PCR Testing Rates by ZIP Code

10/23/2023 - 11/06/2023

Shelby Co. Total: 490.2  
Lowest ZIP: 327.2  
Highest ZIP: 660.9

Tests per 100k



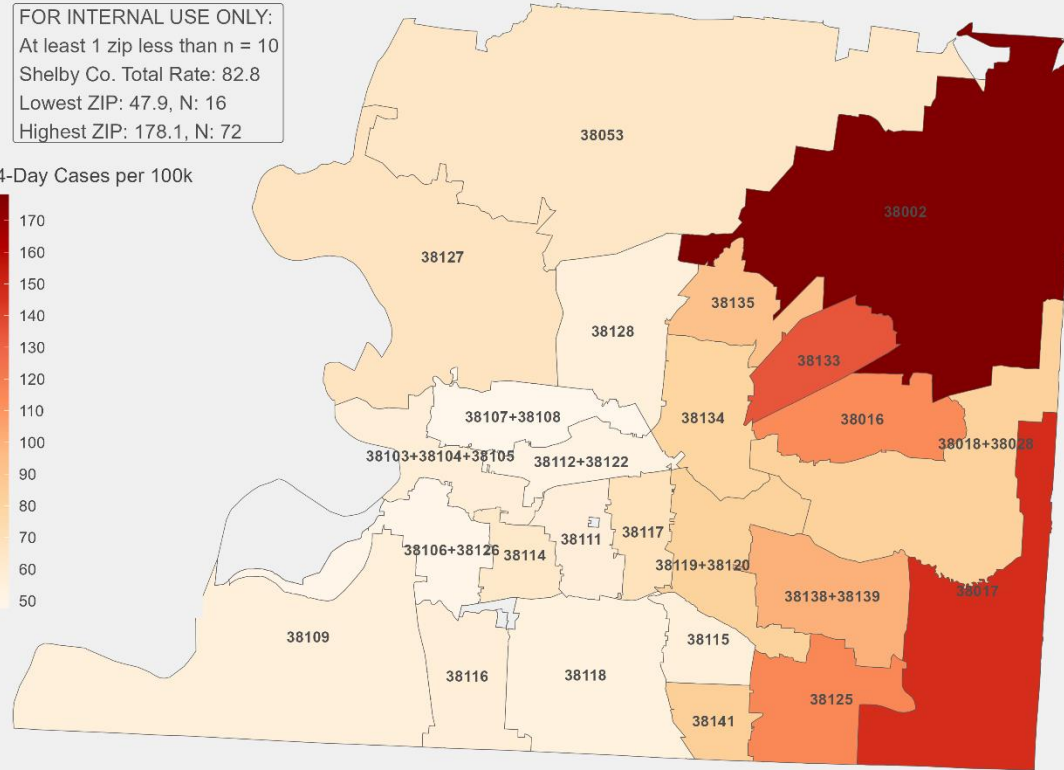
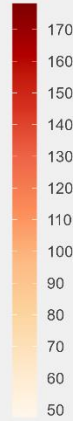
Data Source: National Electronic Disease Surveillance System (NEDSS)  
Total = 4,594 Mapped = 4,535 (Other/Missing ZIP = 59)  
Rates calculated with ACS 2019 5 Year population estimates

## 14-Day Cases by ZIP Code

11/11/2023

FOR INTERNAL USE ONLY:  
 At least 1 zip less than n = 10  
 Shelby Co. Total Rate: 82.8  
 Lowest ZIP: 47.9, N: 16  
 Highest ZIP: 178.1, N: 72

14-Day Cases per 100k



Data Source: National Electronic Disease Surveillance System (NEDSS)  
 Total = 776 Mapped = 769 (Other/Missing ZIP = 7)  
 Rates calculated with ACS 2019 5 Year population estimates