

SHELBY COUNTY HEALTH DEPARTMENT

Opioid Related Emergency Department (ED) Visits, Shelby County Residents– Weekly Report

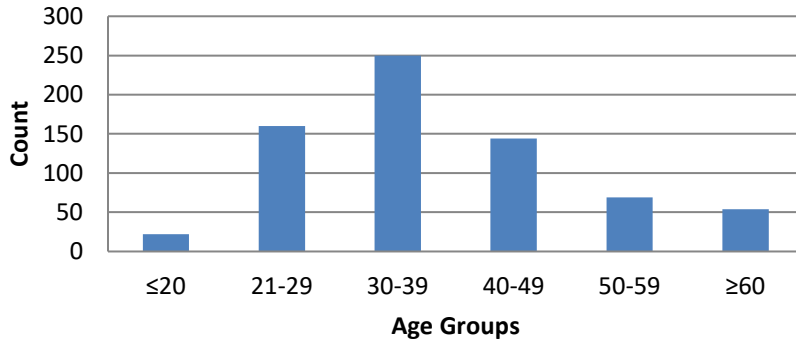
MMWR Week 19 (May 8-14): ED Visit Count: **37**

Reported Suspect Drug Overdoses: **48**

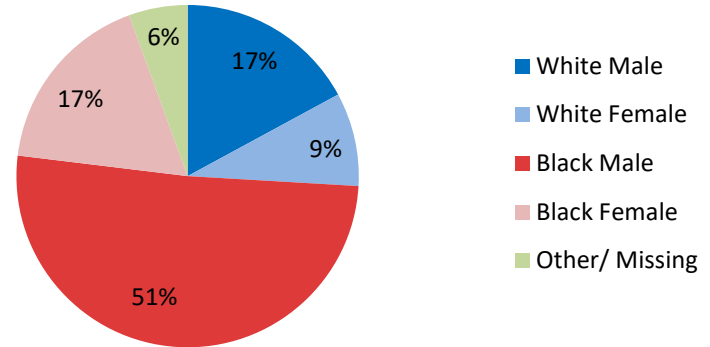
2022 YTD : ED Visit Count: **712**

Reported Suspect Drug Overdoses: **916**

**Opioid Related ED Visits by Age Group
Year to Date 2022**



**Opioid Related ED Visits by Race & Sex
Year to Date 2022**

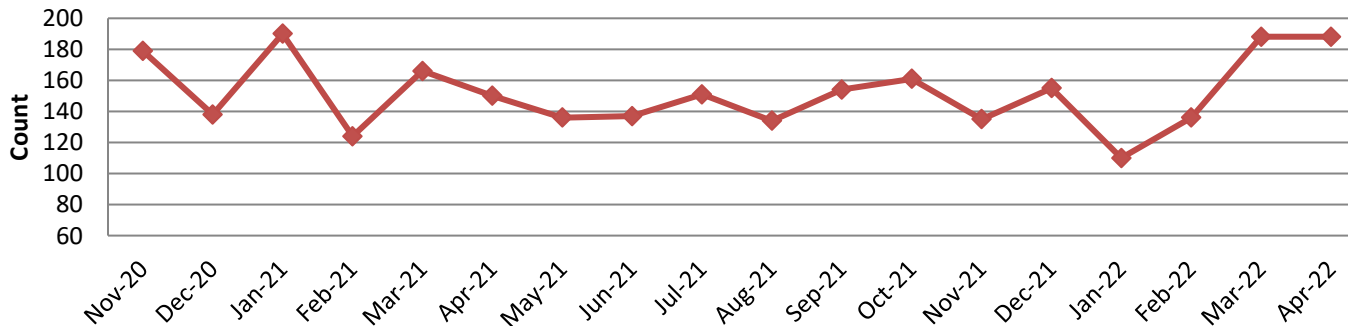


Average Age: 38.4

Median Age: 36

Most Common Age (Mode): 35

**Opioid Related ED Visits by Month
18-Month Year to Date 2020-2022**



Data Notes: Data is retrieved from ESSENCE-TN. 11 of the 12 Shelby County hospitals with emergency departments submit data to ESSENCE-TN.

The data represents any emergency department encounter for Shelby County residents with the term “heroin, opioid, opiate, or fentanyl” listed as a chief complaint. The data also represents any encounter with an ICD-10 code designated for heroin and opioids.

Currently all reporting hospitals in Shelby County submit ICD-10 codes.

Emergency responses to suspect drug overdose data comes from HIDTA ODMAP for Shelby County 2021.